

Lesson 2

Voiced and Unvoiced /th/

PRESENTATION

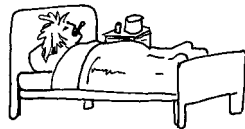
The voiced and unvoiced /th/ sounds are made by blowing air out of your mouth continuously, while placing your tongue between your teeth. It is important to concentrate on the placement of the tongue in order to pronounce the sound correctly. Don't forget to put your tongue between your teeth!!



PRACTICE

Repeat the following words after your teacher says them. Then go back to the beginning and listen carefully while your teacher says one of the two given words. Circle the word that you hear.


1. sick



thick



2. sink



think



3. sigh



thigh



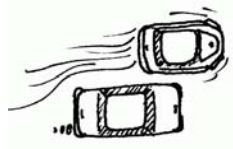
4. mouse



mouth




5. pass



path



6. sank



thank




7. sin




thin




8. closing



clothing



9. teas



teethe



MORE PRACTICE

Song:

My Mother Talks to My Father

Oh, my mother talks to my father.
My sister talks to my brother,
We all talk to each other,
'Cause we're a family,
We're a family,
We're a family,
We all talk to each other,
'Cause we're a family



Question:

Do you ever take time to talk to each other in your family? Share your thoughts with the class.

PRODUCTION

YOUR FAMILY

Let's talk about your own family. Watch as your teacher draws a family tree on the board. Then, make your own family tree, but do not let your classmates see it. Next, find a partner and tell him about your family. Your partner will draw your family while you are talking. After you finish talking, check your partner's drawing. Compare it to yours. Are they the same? Next, change roles.

My Family

My Partner's Family

Questions

1. What do you think about your partner's family?

Example: *I think that _____.*

2. What are the birthdays of the people in your family?

Example: *My **mother's birthday** is **the 25th** of June.*

Idioms O' The Day

- Chip off the old block
- Only child
- Runs in the family
- Like father, like son